



# The Arthritis Trust

*Dedicated to Eradicating Rheumatoid Disease From the Earth*

Published by The Arthritis Trust

Copyright 1999

All Rights Reserved By Authors

Winter 2000

## HUMAN PARVOVIRUS B19 AND MYCOPLASMA CO-INFECTION Part II

By Candace Brown  
April 1999


### MY SON'S RECOVERY

By December, 1977 I could see how remarkably my son was improving on the "acne" drug and we enjoyed Christmas. By March, 1998 he was able to attend school once again full-time. He had missed half of the fifth grade and almost all of the sixth grade. It was wonderful to see him run and play once again.

I found myself in a peculiar position when I asked for a liver function test for my son in July, 1998. With all of the medications he had been prescribed, I wanted to check and see if everything was alright. It was at this time that I was unable to get a physician to assist me in the reading of the liver function test. The antibiotic was working and their offices would state, "Well, there's nothing else he can do" when I would call for an appointment. I suppose if I would have insisted and fought for the right, as I had been fighting all along, I could have made an appointment. Fighting constantly for my son was wearing me down and I took a more cynical outlook and thought "What's the point?" I grew weary of the looks I would get. It was if they had diagnosed me as a mother who was suffering from "Munchausen Syndrome". The liver function test did not look "right" to me and I decided to take him off of the antibiotic. He had been on Minocin for 8 months.

It was less than one month before his symptoms returned once again. The pain episodes in the knees began all over again. The assistance of the wheelchair was needed and the myriad of symptoms came back. I knew that the Minocin worked before and all I needed to do was to get him back on it and he would be fine. However, that was not the case. If you take someone off of the medication and then put them back on, it may take much longer than expected. This is what occurred in my son's case.

The Minocin didn't seem to be working as it had. I met Ethel Snooks who has the website: <http://www.rheumatic.org>. In her website she has a list of physicians who treat mycoplasmal



*Candace Brown and son*

infections. I looked one of the physicians up and made an appointment. My son and I had to travel out of town to receive the Lincocin IV treatment. After the treatment, the symptoms were not improving as much as I thought, but we could not afford the continued treatments which were required.

I then read an article which stated Zithromax™ would also assist in fighting the infection. We tried and there was no response. Again, my son was out of school, which was the beginning of his 7th grade.

The next prescription was doxycycline. It was working and my son was improving. When I went to get a refill from our pharmacy I noticed the medication was not in the white tablet form as the previous prescription. I called them and inquired about the new capsule form. I was told by one of the pharmacist that it was the same thing as the other. That was January 12, 1999. It was January 14, 1999 when the symptoms returned once again. I could not understand why the doxycycline wasn't working now when it had been before. My son was depressed and I was at a loss. We had tried everything. It wasn't until January 22, 1999 that I was carefully reviewing the "daily log" I kept on my son. That is when I noticed that it was two days after he began taking the new generic when his pain and symptoms began. I would have never guessed the generic, made by a different manufacturer, could make that much difference. But the proof was staring at me from the tablet. I contacted the pharmacy and asked about getting the brand name of doxycycline, Vibramycin™. I was told that the manufacturer of Vibramycin no longer made it because there was a lack of demand. I contacted a friend of mine, who happened to be a physician, and I asked if he had heard this. He stated that he had not heard of that and had prescribed Vibramycin for some of his patients that week and the prescription was filled. He gave me the 800 number to Pfizer, the company that manufactures Vibramycin and I called. I was told by Pfizer that Vibramycin was still being produced. The only thing that was discontinued was the Vibramycin IV; everything else was available. I contacted the pharmacy once again armed with the information I had. My son was once again suffering from pain and symptoms due to a pharmacist too lazy to make a few phone calls to find the brand name drug.

Later, I learned that different "fillers" are used in the drugs. These fillers release the drug at different times and different areas of the body. Each manufacturer uses different fillers and many of our drugs are manufactured in other countries. My son began taking the brand name drug, Vibramycin, on January 23, 1999. It took approximately 29 days of taking the brand name drug to change the course of his pain and symptoms. Since that time he has been pain free and symptom free. The generic drug offered negative results while the brand offered the positive. My son is out of the wheelchair and is attending school full-time.

It seemed that the "acne" drug was a miracle drug. On May 8,

*(continued on page 5)*

# Universal Oral Vaccine: The Immune Milk Saga

By Anthony di Fabio

## DREAM CURE!!

An oral vaccine exists that is: 100% safe for 100% of those who use it; can be taken orally without any distaste; can be manufactured in virtually every country in the world with the technology available to each country; is so cheap that virtually everyone in the world can afford it; boosts the immune system, accelerates healing of injuries, helps repair nervous system damage, burns fat & builds lean muscle, increases vitality and stamina, and elevates mood; is ubiquitous, in that it will protect against any organism (including virus, rickettsia, parasite, protozoan, bacteria, mycoplasma, yeast/fungus, amoeba) or any allergen (including exogenous and endogenous sources), and might — just might — dry up to blow away a number of cancers?

Over 4,000 clinical studies worldwide describe and/or support the use of this oral vaccine for hundreds of different diseases.

Would you like to have this vaccine?

## CONSIDER THE CALF — OR ANY OTHER NEWBORN MAMMAL!

Bessie, our former pet milk cow, lived in a small pasture of not more than three acres. She munched on uncooked grasses during the summer and uncooked dry hay during the winter, licked mineral block, and drank from a rain-filled, surface-drained pond whose waters were loaded with a wide variety of microorganisms. The pond also held frogs, snakes, bugs, worms, snails, and so on. She often drank and urinated at the same time, recycling fluids from the pond even as she drank.

When she was ready to drop her calf, we led her to an old barn that had held forty head of cattle. One's nose almost stifled from sediments of dust, mold, fungi, and dried manure layered fifty years deep.

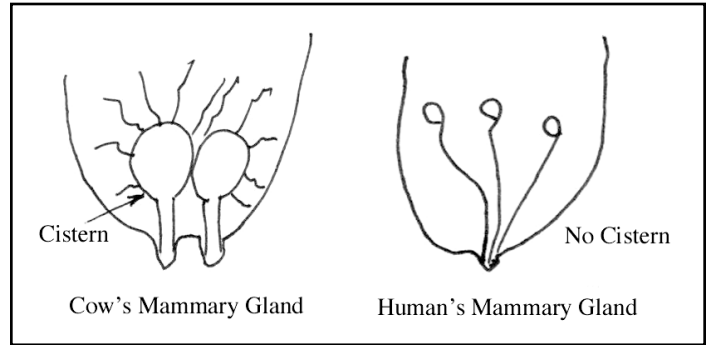
When Bessie's calf, Nina (pronounced "Neenya), was born, she lacked effective defensive mechanisms against the blizzard of microorganisms that assailed her in every cubic inch of the air she breathed, the ground she stood on, or on the inexperienced tongue she extended to various surfaces. Almost by magic, thousands of potentially deadly microorganisms invaded her immature body.

Nina, as with all calves, was also born with a leaky gut!

Now pay attention here, because I know that many readers have a leaky gut, a condition where the stomach lining is so thin that whole, undigested protein molecules pass directly from the stomach into the blood stream. Once inside the blood stream these protein molecules are identified as foreign invaders, and we create antibodies to counteract them. This situation brings about food allergies.

Patients and their doctors both work very, very hard to get rid of the patient's leaky gut. Their leaky gut is considered the source of many degenerative diseases -- or at least a major component of them. But Bessie and Nina had found a way to make the leaky gut a beneficial survival mechanism!

When Nina wobbled to her feet and gently nudged at Bessie's milk sac, the very first milk to come was colostrum. As Nina prod-



A main difference between Bovid Mammary Gland and Human, according to Herbert Struss, Ph.D. Cow's have a large cistern.

ded the milk sac with her nose and sucked as saliva dripped, she also injected her blizzard of rapidly multiplying microorganisms into Bessie's teat, and up into Bessie's milk sac into a portion called the "cistern."

Inside Bessie's cistern specialized cells that had been lying dormant came alive, and they started manufacturing — guess what? — "disease-specific antibodies," and "complement," and also flooding her cistern with "immunoglobulins" and "growth factors!"

(continued on page 6)

Published quarterly by the Board of Directors

### BOARD MEMBERS

#### United States of America

Lucy Verano-Chapdelaine, *President*

Jack M. Blount, M.D., *Chairman and Chief Medical Advisor*

Perry A. Chapdelaine, Sr., M.A., *Executive Director/Secretary*

Nancy Huggins, *Treasurer*

Harold Hunter, M.S., *Vice Chairman*

Carol Blount, *Member*

Ron Davis, M.D., *Member*

7111 Sweetgum Drive, S.W., Suite A, Fairview, TN 37062-9384

#### Canada

Paul Jaconello, M.D.

Fourth Floor, 300 March Road, Kanata, ON K2K2E2

#### Republic of South Africa

L.A. Birnie, C.E.O.

P.O. Box 5571, Durban, 4000, Kwa Zulu Natal (031) 368-1917

Phone (From U.S.) 011-27-31-368-1917

#### England

Rex E. Newnham, D.O., N.D., D.Sc.

Cracoe House Cottage, Cracoe, Nr. Skipton, N. Yorkshire BD23 6LB

Phone: 01756 730 240

The Arthritis Trust of America is A Project of The Roger Wyburn-Mason & Jack M. Blount Foundation for the Eradication of Rheumatoid Disease  
Tax Exemption approved by The United States Internal Revenue Service & The Republic of South Africa, Non-profit Canada and England, Chartered in Canada, Republic of South Africa, England & United States (Tennessee).

Editor-in-Chief: Perry A. Chapdelaine, Sr.

Fax/phone: 615-799-1002

Internet: [www.arthritis-trust.org](http://www.arthritis-trust.org), [www.arthritis-trust.net](http://www.arthritis-trust.net) and [www.arthritis-trust.com](http://www.arthritis-trust.com)

E-mail: [administration@arthritis-trust.org](mailto:administration@arthritis-trust.org) and [admin@arthritis-trust.org](mailto:admin@arthritis-trust.org)

# Aspartame & A Plague Of Neurological Diseases

By The Health Freedom News Editor  
(Jan./Feb. 1999 Issue)

(Used by Permission of *Health Freedom News*,  
255 N. El Cielo Road, Suite 670, Palm Springs, CA 92262)

**A** FRIEND OF EVERYONE, MS. NANCY MARKLE, wrote an article recently, concerning the collusion between EPA (Environmental Protection Agency) and Monsanto (one of the largest drug manufacturers in this country). Nancy had attended numerous meetings and hearings with the World Environmental Conference and the Multiple Sclerosis Foundation. These are her words:

## ASPARTAME CONVERTS

"I have spent several days lecturing at the World Environmental Conference on Aspartame, marketed as NutraSweet™, Equal™ and Spoonful™. In the keynote address by the EPA, they announced that there was an epidemic of Multiple Sclerosis and Systemic Lupus [Erythematosus], and they did not understand what was causing this to be rampant in the United States. I explained that I was there to lecture on exactly that subject. When the temperature of Aspartame exceeds 86 degrees F, the wood alcoholic Aspartame converts to formaldehyde and then to formic acid, which in turn causes metabolic acidosis (formic acid is the poison found in the sting of fire ants). The methanol toxicity mimics multiple sclerosis; thus the people were being diagnosed with having multiple sclerosis in error. Multiple sclerosis is not a death sentence, whereas methanol toxicity is.

## ASPARTAME THE CULPRIT

"In the case of systemic lupus, we are finding it has become almost as rampant as multiple sclerosis, especially among Diet Coke™ and Diet Pepsi™ drinkers. Also, with methanol toxicity, the victims usually drink three to four 12 oz. cans per day, some even more. In the case of systemic lupus, which is triggered by Aspartame, the victim usually does not know that the Aspartame is the culprit. The victim continues its use aggravating the lupus to such a degree, that sometimes it becomes life threatening. When we get people off the Aspartame, those with systemic lupus usually become asymptomatic. Unfortunately we cannot reverse this disease. [See the work of Ron Davis, M.D., "Lupus and Scleroderma", for treatments that have cured this condition. Found in our publication list \$10U.S.; \$15.25Can., or free on the internet at <http://www.arthritistrust.org>.]

"On the other hand, in the case of those diagnosed with multiple sclerosis, (when in reality, the disease is methanol toxicity), most of the symptoms disappear. We have seen cases where their vision has returned and even where their hearing has returned. This also applies to cases of tinnitus. During a lecture I said, 'If you are using Aspartame (NutraSweet, Equal, Spoonful, etc.) and you suffer from fibromyalgia symptoms or spasms, shooting pains, numbness in your legs, cramps, vertigo, dizziness, headaches, tinnitus, joint pain, depression, anxiety attacks, slurred speech, blurred vision, or memory loss, you probably have Aspartame disease!'"

## VERY SERIOUS PROBLEM

"People were jumping up during the lecture saying, 'I've got

this, is it reversible? Is it rampant?' Some of the speakers at my lecture even were suffering from these symptoms. In one lecture attended by the Ambassador of Uganda, he told us that their sugar industry is adding Aspartame! He continued by saying that one of the industry leader's sons could no longer walk — due in part to product usage! We have a serious problem. Even a stranger came up to Dr. Espisto (one of many speakers) and myself, and said, 'Could you tell me why so many people seem to be coming down with MS?' During a visit to a hospice, a nurse said that six of her friends, who were heavy Diet Coke addicts, had all been diagnosed with MS. This is beyond coincidence.

## PATENT EXPIRED

"Here is the problem. There were congressional hearings when Aspartame was included in 100 different products. Since the initial hearing, there have been two subsequent hearings but to no avail. Nothing has been done. The drug and chemical lobbies have very deep pockets. Now there are over 500 products containing this chemical, and the *patent has expired!*

"At the time of this first hearing, people were going blind. The methanol in the Aspartame converts to *formaldehyde* in the retina of the eye. Formaldehyde is grouped in the same class of drugs as cyanide, and arsenic — *deadly poisons!!!* Unfortunately it takes longer to quietly kill, but it is killing people and causing all kinds of neurological problems.

## NOT A DIET PRODUCT

"Aspartame changes the brain's chemistry. It is the reason for severe seizures. This drug changes the dopamine level in the brain. Imagine what this drug does to patients suffering from Parkinson's Disease. This drug also causes birth defects. There is absolutely no reason to take this product. It is *not* a diet product!!! The congressional record said, 'It makes you crave carbohydrates and will make you *fat*'.

"Dr. Roberts stated that when he got patients off Aspartame, their average weight loss was 19 pounds per person. The formaldehyde stores in the fat cells, particularly in the hips and thighs. Aspartame is especially deadly for diabetics. Physicians know what wood alcohol will do to a diabetic. We find that physicians believe that they have patients with retinopathy when, in fact, it is caused by the Aspartame. The Aspartame keeps the blood sugar level out of control, causing many patients to go into a coma. Unfortunately, many have died.

## BLOOD SUGAR LEVELS

"People were telling us at the Conference of the American College of Physicians, that they had relatives who switched from saccharin to an Aspartame product and how that relative had eventually gone into a coma. Their physicians could not get the blood sugar levels under control, thus, the patients suffered acute memory loss and eventually coma and death. Memory loss is due to the fact that aspartic acid and phenylalanine are neurotoxic without the other amino acids in protein. Thus it goes past the blood brain barrier and deteriorates the neurons of the brain. Dr. Russell Blaylock said: 'The ingredients stimulate the neurons of the brain to death, causing brain damage of varying degrees.' Dr. Blaylock has written a book entitled *Excitotoxins: The Taste That Kills* (Health Press 1-800-643-2665).

(continued on page 7)


## Letters To The Editor

For me the most discouraging part of having such a horrible disease as rheumatoid arthritis is hopelessness. The second most discouraging thing is getting your hopes up about a treatment only to be reminded by your physician of the hopelessness of your condition. I am truly interested in your list of physicians in the Phoenix area. Thank you for your website [internet] and your help.

Sincerely,  
L.W.

*I've been through the hopelessness, and the foolishness of traditional medical practices. I had rheumatoid arthritis in the early 80's and haven't been bothered by it since. It's quite possible to get well and the attached "Foreward" to our Arthritis book is the roadmap we've layed out so far. As to our physician list: Send your postal address and we'll send it to you.*

Editor



*Perry Chapdelaine, Sr.  
Executive Director of  
The Arthritis Trust*

Dear Perry,

As research director having spent many years writing newsletters, grant applications to National Institute of Health, and many foundations for support of our Arthritis Institute I fully realize your problem. Having been supported by small grants and shoe-string budgets all those years it really hurts to see the billions of dollars being wasted on non-responsive band-aid research — Not one of the chronic diseases have been cured, as their cause(s) remain unknown. A former president of the American College of Rheumatology recently cited that 75% of patients worsened despite (their) treatment. You think they would try some alternative?

Good health is the best preventative medicine — but people in the best of health can have cancer, heart disease, rheumatoid arthritis, multiple sclerosis, diabetes and many others.

I have been working on my two one hour lectures on Mycoplasma Arthritis at the university in Lima, Peru, August 28, 29. Copies of my talks will be sent in advance to prepare my translator. Perhaps if they are informative I will make additional copies for distribution.

I recently purchased a copy of the Arthritis Foundation's 1997 edition of their *Primer On Rheumatic Diseases* which they (American College of Rheumatology) revise every few years. Although the Arthritis Foundation listed Mycoplasma Arthritis in their previous 1993 edition, referencing to the article on *M. pneumoniae* in arthritis patients (Hernandez, 1977), there is NO mention of Mycoplasma Arthritis in the current edition.

Antimicrobial Agents and all of the other alternative therapies are listed under QUESTIONABLE REMEDIES stating "Tetracycline therapy was initially proposed as a potential therapy for RA, based on the putative mycoplasma etiology". On the other hand,

the Arthritis Foundation lists minocycline as a DMARD (disease modifying drug) in their latest Drug Guide.

I know the Arthritis Foundation, American College of Rheumatology, and the National Institute of Health want to protect their multi-billion dollar business. But this is ridiculous.

"The etiology of Rheumatoid Arthritis remains elusive" and consequently ineffective therapy. As reported in "Why Arthritis?" the Arthritis Foundation and American College of Rheumatology have continued to minimize the antibiotic and alternative treatments and the mycoplasma role in Rheumatic Diseases without making any positive effort to support and confirm their unanswered question. By controlling the presses the Arthritis Foundation has managed to control what the doctors say and do while telling the patients what's best for them. After reading *Primer*, very few doctors will pursue any "questionable" antibiotic or alternative therapy.

I believe it's time patients are told WHY they are not receiving the safest, most effective and less costly treatment and being held hostage by the Arthritis Foundation and the medical establishment. Enclosed are a few pages for your information. I hope you are having an enjoyable summer.

I hope that my lectures in Peru stir-up some interest and spread thru South America and that your book donations are successful.

Will keep you posted on developments.

Best Regards,

Harold Clark, Ph.D.

(Reference: "Questionable Remedies," *Primer On Rheumatic Diseases*, Arthritis Foundation, Richard S. Panush, M.D., p. 451-452, 1997.)

*We're always delighted to hear from one of the pioneers who helped solve the riddle of arthritis and related rheumatoid diseases!*

*Please do provide us with an English copy of your Peruvian talk!*

*As to the Arthritis Foundation, American College of Rheumatology, and the National Institute of Health — they're three faces of the same three-faced coin, the pharmaceutical interests. It's tough to beat billions of dollars, but, as alternative medicine is sweeping away traditional medical practices, these organizations will adapt or perish. Already some of the more prestigious medical schools are teaching "complementary and alternative" medicine, some even claiming to discover what alternative medical practitioners have preached for years.*

*While "the truth will out," pity that so many of us had to suffer or suffer and die first!*

*Have you mailed us your annual membership fee of \$25?*

*Your membership fee helps us to help others, and entitles you to our newsletter!*

# Human Parvovirus B19 & Mycoplasma Co-Infection (Part II)

(continued from page 1)

1998, CNN reported that minocycline was curing 4 out of 6 scleroderma cases. The words "achieved remission" were not used. They used the word "cure". A scleroderma diagnosis was a diagnosis of death before the study using minocycline. I don't believe the "acne" drug is a wonder drug. I believe it is targeting mycoplasmas. Most of the medical community believe in "genetics". I believe in infectious etiologies and do not blame the patients for autoimmune diseases. Most researchers and physicians are content to treat the symptoms, but there is a beginning to disease and it is infections. Mycoplasmal infections, along with viruses, need to be viewed in depth in order to realize the importance of both pathogens causing overlapping symptoms in chronic or autoimmune diseases.

## PATIENT RESEARCH

Today, patients are more inclined to research their illness for themselves instead of relying solely on their physicians. The physicians are taught FDA protocol in medical schools and very little concerning mycoplasmal infections; especially concerning a connection with DNA viruses. I finally found the scientific publishings which stated that DNA viruses can infect mycoplasmas. I had my answer and knew why the tetracycline derivative was working for my son. Both mycoplasmas and viruses were playing a role in my son's illness, otherwise, he would not have responded so incredibly to the antibiotic.

It is not an easy task for a lay person to teach themselves medical terminology and make sense of the scientific publishings, but if I can do it, anyone can. Learn how to use ProMed and Medline. The National Library of Medicine can also generate information. Learning medical terminologies is well worth the effort especially when you see the positive results. My son, to date, has no symptoms and no pain.

## Bequests

### Plan Us Into Your Future

A good way to make your contribution live for years onward is to plan us into your will.

A bequest such as those provided by others provides that a specific amount of money, property or a percentage of your estate be given to *The Arthritis Trust of America/The Rheumatoid Disease Foundation*.

A general guideline for making such a provision is this: "I give, devise and bequeath to *The Arthritis Trust of America/The Rheumatoid Disease Foundation* the sum of \$ \_\_\_\_\_" (or describe the real or personal property).

All contributions to *The Arthritis Trust of America/The Rheumatoid Disease Foundation* are tax deductible to the full extent allowed by law.

While easy to write, best that you work this provision out with your attorney or CPA -- and again, many thanks!

## BOOKS, WEBSITES AND SUGGESTIONS

I would suggest the following books for anyone who suffers from Rheumatoid Arthritis, Lupus, Chronic Fatigue Syndrome, Fibromyalgia and Scleroderma.

*Why Arthritis?* by Dr. Harold Clark [Available through *The Arthritis Trust of America*], *The New Arthritis Breakthrough*, by Henry Scammel and *The Arthritis Cure* by Jason Theodosakis, M.D., M.S., M.P.H., Brenda Adderly, M.H.A. and Barry Fox, Ph.D.

Other books suggested are: *Emerging Viruses* by Leonard Horowitz, *Clouds of Secrecy* by Allen Cole, *Deadly Feasts* by Richard Rhodes and *Osler's Web* by Hillary Johnson.

Websites to visit: <http://www.rheumatic.org>, <http://www.immed.org> and <http://www.ncbi.nlm.nih.gov/PubMed>

## SUGGESTION

Keep a daily chart of your symptoms. This has been a lifesaver for my son and gave validation to his illness.

## REFERENCES

1. "Mycoplasma: Sophisticated, Reemerging and Burdened by Their Notoriety," by Joel B. Baseman, The University of Texas Health Science Center and Joseph G. Tully, National Institute of Allergy and Infectious Diseases
2. "Human Parvovirus B19" by Dr. Karen Carlsen, published by Biotrin International Ltd.
3. "Article" by Centers of Disease Control (no date)
4. "Parvovirus Infections" by Dr. P.L. F. Giangrande; <http://www.medicine.ox.ac.uk/ohc/Parvo.htm>
5. "Parvovirus B19: Fifth disease and beyond" by Sheila Gillespie Gillette, MSN; *Contemporary Pediatrics*, 1993
6. "Persistence of parvovirus B19 DNA in synovial membranes of young patients with and without chronic arthropathy", Maria Soderlund, von Essen R, Jarkko Haapasari, Urpo Kiistala, Olli Kiviluoto, Klaus Hedman; *The Lancet*, Vol. 349, No. 9058, April 12, 1997
7. "Parvovirus: A Case of Mistaken Identity?" by Kate Hendricks, MD, MPH&TM, Division Director, TDH Infectious Disease Epidemiology and Surveillance; *Disease Prevention News*, Vol. 54, No.22, Oct. 41, 1994
8. "Chronic anemia as a complication of parvovirus B19 infection in a pediatric kidney transplant patient", Mathias RS; Department of Pediatrics, University of California, San Francisco Medical Center; *Pediatr Nephrol* 11 (3): 355-357 (June 1997)
9. "A girl with systemic onset juvenile rheumatoid arthritis suspected to be due to human parvovirus B19 infection", Wada Y, Kobayashi M, Kubo M, Department of Pediatrics, Kashiwa Hospital, Tokyo Jikei University School of Medicine, Kashiwa-city, China; *Kansenshogaku Zasshi* 71(5): 468-473 (May 1997)
10. "Human parvovirus B19 and blood products"; Prowse C, Ludlan CA, Yap PL; National Science Laboratory Blood Transfusion Service, Edinburgh, UK; *Vox Sang* 72(1): 1-10-(1997)
11. "Chronic parvovirus B19 infection and systemic necrotizing vasculitis: opportunistic infection or aetiological agent?"; Finkel TH, Torok TJ, Ferguson PJ, Durigon EL, Zaki SR, Leung DY, Harbeck RJ, Gelfand EW, Saulsbury FT, Hollister JR, et al; Department of Pediatrics, National Jewish Center for Immunology and Respiratory Medicine, Denver, Colorado; *Lancet* 343 (8908):1255-1258 (May 21, 1994)
12. "Human parvovirus B19: Virus transmissible in blood products"; Snowden JA, Ali-Wali WI [letter]; *BMJ* 308 (6928): 595(Feb 26, 1994)
13. "Chronic neutropenia of childhood: frequent association with parvovirus infection and correlations with bone marrow culture studies"; McClain K, Estrov Z, Chen H, Mahoney DH Jr.; Department of Pediatrics, Baylor College of Medicine, Houston, Texas; *Br J Haematol* 85 (1):57-62 (Sep 1993)
14. "Neuralgic amyotrophy after parvovirus B19 infection"; Pellas F, Olivares JP, Zandotti C, Delarque A [letter]; *Lancet* 342 (8869):503-504 (Aug 21, 1993)
15. "Parvoviruses" by Dr. Alan Cann, *AJC*, 1996
16. "Antibiotic Therapy of Rheumatoid Arthritis: An Observational Cohort Study of 98 Patients with 451 Patient-Years of Follow-Up"; Thomas McP. Brown, M.D.; Joel W. Novak, M.S.; Marc C. Hochberg, M.D., MPH; Anne S. Londblad, M.S.; Catherine A. Novak, MSN; Norma Morin, Ph.D and Harold W. Clard, Ph.D.; *Congress of Rheumatology 1985:S85*
17. "Viruses of mycoplasmas and spiroplasmas"; Jansson E, Backman A, Hakkarainen K, Miettinen A; *Med Biol* 1982 Jun; 60(3):125-131
18. "Mycoplasma viruses"; Maniloff J; *Crit Rev Microbiol* 1988; 15(4):330-389

# Universal Oral Vaccine: The Immune Milk Saga

(continued from page 2)

“Antibodies” are molecules designed to attach to antigens (invaders and their toxins), making them amenable to later decomposition.

“Complement,” plasma proteins, are molecules which assist (or complement) antibodies to overwhelm and to destroy foreign invaders, and they consist of twenty immunologically and chemically distinct forms capable of interacting with one another, with antibodies, and with cell membranes.

“Immunoglobulins” are a system of closely related proteins that can act as antibodies, and are identified as five major classes (with subclasses within), IgG, IgA, IgM, IgD, and IgE, each with different molecular weights.

According to research data, there are as many as 83 known substances (components) in colostrum, including growth factors, lipids, lactoferrin (iron-binding protein with antimicrobial qualities), cytokines [released from T cells, they inhibit replication of viruses and chemicals (cytotoxins) that kill the infected cell], etc.

The immunoglobulins (Ig’s) are only one type of substance, and may not be the most important component. “Immune milk” is a “natural medicine” field that has been subjected to more than 40 years of research and yet there is much research to be mapped.

Very shortly after Nina introduced her stream of potentially dangerous microorganisms into Bessie’s teat — then into Bessie’s cistern — her mammary biochemical factory stimulated specialized cells that became active and began to create disease-specific antibodies and activated complement that mingled with Nina’s first fluids, the colostrum, which Nina sucked back into her leaky gut from Bessie’s teats.

The immunoglobulins, growth factors and these disease-specific antibodies and their helpers, the complement, passed directly into Nina’s stomach, and there they attached themselves to whatever corresponding organisms were present inside the gut, killing many.

Now also the survival advantage of Nina’s leaky gut came into play.

Because of Bessie’s leaky gut many of these specially prepared biochemicals also passed directly into Nina’s blood stream, and within her blood plasma they attached themselves to whatever microorganisms they’d been designed to destroy, thence a cascade of complement resulted, overwhelming the microorganisms one by one, so that never once was Nina placed in danger from the surrounding hostile environment whose every biological niche was filled with a wide variety of deadly microorganisms.

Growth factors in Bessie’s colostrum also helped to heal Nina’s leaky gut, and also strengthened Nina in other ways.

According to Herbert Struss, Ph.D., former Senior Chemist, Food Chemistry Laboratory, Minnesota Department of Agriculture Laboratory Services Division — and also a scientist who was

involved in much of the early clinical work testing this wonderously universal vaccine — those interested in “immune milk” (as it is called) during the ‘60s, made their astounding oral vaccine discoveries when they were trying to answer the question: “What’s the survival advantage to being a mammal? After all, beetles have developed a wide variety of survival mechanisms that take up the major share of environmental niches allotted to insects; birds developed wings to escape ground predators, and, of course, microorganisms have adapted and thrive in virtually every imaginable niche, from deep rock, inside the hottest springs, beneath arctic cold, throughout fleecy white clouds above us, in us, and on us, and so on.

But why did mammals survive? What’s the advantage to being a mammal?

Clearly, Nina’s suckling at Bessie’s teat, drawing a blood-like liquid called “colostrum” from Bessie’s cistern was a possible answer to their question. The survival advantage was simply that an “acquired” or “adaptive” immunity could be transferred from mother to offspring, and that this adaptive immunity would extend for some period of time, thus providing the offspring with a distinct survival advantage!

In man, human milk may not be necessary for survival, as it is with multilayered placentas such as horse, goats, and cattle. But some immunity does pass from the mother to the human child. It’s since become clear that a breast-fed human baby usually has an advantage over bottle fed, as the human mammary gland provides the same kind of acquired immunity to the child as that supplied by the cow to its calf. During the fifties and sixties pediatricians recommended against breast feeding. Those nurtured by bottle, rather than breast, did not receive a necessary boost to immune and digestive systems, or growth factors required after puberty. Vulnerability to disease and allergies was clearly greater!

So now that Nina is safe, and the survival of mammals seems assured in this aeon, a second question was posed in the 50’s and 60’s: Could Bessie’s protective immunoglobulins and disease-specific antibodies and complement also be used by other species, such as man?

The answer to the question of Bessie’s disease-specific antibodies and complement being transferable to other species, especially man, turned out to be an unequivocal YES!

Why?

Because: (1) the end products desired from all vaccinations against microorganisms are disease-specific antibodies and complement that can surround, attach to, and overwhelm it’s counterpart invader one by one, and, (2) this disease-specific antibody and complement is the same regardless of whether or not it comes from a mouse, guinea pig, horse, cow, human, goat, lion, or any mammal on earth, so far as is known.

## THE INTERACTIVE FARM ECOLOGY

Lee Beck, Ph.D., president Stolle Milk Biologics International, Blue Ash, Ohio, a company that holds about 300 patents related to the extraction, standardization, packaging and use of protective

(continued on page 8)

# Aspartame & A Plague Of Neurological Diseases

(continued from page 3)

## ALZHEIMER'S DISEASE

"Dr. H. J. Roberts, diabetic specialist and world expert on Aspartame poisoning, has also written a book entitled *Defense Against Alzheimer's Disease* (1-800-814-9800). Dr. Roberts tells how Aspartame poisoning is escalating Alzheimer's Disease, and indeed it is. As the hospice nurse told me, women are being admitted at 30 years of age with Alzheimer's Disease. Dr. Blaylock and Dr. Roberts will be writing a position paper with some case histories and will post it on the Internet.

## PLAGUE OF DISEASES

"According to the Conference of the American College of Physicians, 'We are talking about a plague of neurological diseases caused by this deadly poison.' Dr. Roberts realized what was happening when Aspartame was first marketed. He said 'his diabetic patients presented memory loss, confusion, and severe vision loss.' At the Conference of the American College of Physicians, doctors admitted that they did not know. They had wondered why seizures were rampant (the phenylalanine in Aspartame breaks down the seizure threshold and depletes serotonin, which causes manic depression, panic attacks, rage and violence).

"Just before the Conference, I received a fax from Norway, asking for a possible antidote for this poison because they are experiencing so many problems in their country. This poison is now available in ninety plus countries world wide. Fortunately, we had speakers and ambassadors at the conference from different nations who have pledged their help.

"*We ask You to help too!!!* Disseminate this information and warn everyone you know. We assure you that Monsanto, the creator, knows how deadly it is. They fund the American Diabetic Association, Congress and many other professional and non-profit organizations.

## ASPARTAME POISONING

"In November, the *New York Times* ran an article on how the American Dietetic Association takes money from the food industry to endorse their products. Therefore, they cannot criticize any additives or tell about their link to Monsanto. How bad is this? We told a mother who had a child on NutraSweet to get off the product. The child was having grand mal seizures every day. The mother called her physician, who called the FDA who told the doctor not to take the child off NutraSweet. We are still trying to convince the mother that the Aspartame is causing the seizures. Every time we get someone off Nutrasweet, the seizures stop. If the baby dies, you know whose fault it is, and what we are up against. There are 92 documented symptoms of Aspartame poisoning, from coma to death. The majority of them are all neurological because Aspartame destroys the nervous system.

## DESERT STORM

"Aspartame Disease is partially the cause of what is behind some of the mystery of the Desert Storm health problems. The burning tongue and other problems discussed in over 60 cases can be directly related to the consumption of an Aspartame product. Several thousand pallets of diet drinks were shipped to the Desert Storm troops. (Remember, heat can liberate the methanol from the

Aspartame at 86 degrees F.). Diet drinks sat in 120 degrees F. Arabian sun for weeks at a time on pallets. The service men and women drank them all day long. All of their symptoms are identical to Aspartame poisoning.

## SILICONE BREAST IMPLANTS

H.J. Roberts, M.D., in "Unrecognized Aspartame Disease in Silicone Breast Implant Patients," [*Townsend Letter for Doctors and Patients*, May 1999] says that many of the symptoms described by those seeming to suffer from silicone [polydimethylsiloxane] leakage -- arthralgia, myalgia, chronic fatigue, headache, dizziness, mental confusion, insomnia, peripheral neuropathy, rashes, the Sjogren syndrome, and atypical chest pain -- are the same symptoms suffered from Aspartame poisoning.

Dr. Roberts believes there is a relationship between body-conscious women who consume "diet" products, and those who also elect for breast implant surgery. Aspartame thus overloads the immune system through several mechanisms, contributing to, if not causing, the silicone breast implant problem.

*It's up to you, now that you know. We do not need these problems in our lives. We ask you to warn other people.*

## Arthritis News

### How Easy To Start An Arthritis Support Group



*J.D. Allen, California  
Arthritis Support Group*

J.D. Allen of Northridge, California, long affiliated with this foundation, and other friends and contacts, held their first public attended arthritis support group on June 23, 1999.

This well attended event was also well received, with Mr. Allen the primary evening's speaker.

Future meetings will feature other doctors and patients, principally devoted to successful treatments and identifying the varying causes of arthritis.

It's easy to start such a group. A small ad or circulation of a simple flyer usually attracts numerous people to the event, because there are so few answers known by those attending traditional medical practitioners.

Church, bank, library and other available meeting rooms can usually be obtained in any neighborhood without cost.

On July 20, 1999, Perry A. Chapdelaine, Sr., Executive Director of this foundation was interviewed regarding arthritis on WRPT radio station 650 AM.

This foundation will be happy to help you get started with advice, pass-out materials and speakers!

Write to The Arthritis Trust of America, 7111 Sweetgum Drive S.W., Suite A, Fairview, TN 37062-9384.

# Universal Oral Vaccine: The Immune Milk Saga

(continued from page 6)

immune milk factors, provides a useful analogy:

Not more than a few generations ago humankind was predominately centered around a farm community. Large families were the rule, each person having responsible chores for the good of the whole.

Farmer Brown's cattle grazed on open pasture, sharing and resharing microorganisms with all the other cows, calves and bulls.

Farmer Brown, or his wife and children, fed their cattle personally. Each of them transmitted many of their own microorganisms to the cattle. As they ate the meat and drank the milk produced by the cow, they received many of these same microorganisms back into their bodies.

Some of the cow's milk was fed back to the pigs and some milk was simply thrown away, or lapped up by their pet dog and cat.

Brown's pigs rooted in the cow manure. What the pigs didn't eat, the chickens and ducks scrambled for, inadvertently picking up a massive amount of shared microorganisms.

Farmer Brown killed, cleaned and ate some of the chickens and ducks, and again unknowingly and, through handling and other contact means, he inadvertently received an infusion of their jointly shared microorganisms.

At least once a year, Farmer Brown and his family hitched up Dobbie to a wagon, and their work horse hauled their creaking wagon to the cow barn where Farmer Brown and his sturdy sons heaved cow manure into the wagon bed. Dobbie, of course, added his little bit now and then, but nevermind, this was scooped up and added to the load.

The wagon moved out at last, and Farmer Brown and sons generously spread manure all over their garden-to-be.

Microorganisms worked their way into the soil which was tilled, planted and later, through the grace of God and the weather, brought forth abundant crops, many of which were eaten by the Brown's family as well as their many animals.

Some of the microorganisms dried and blew back into the air breathed by farmer Brown and his family, as well as his close-knit family of farm animals.

In short, this generous ecological sharing and re-sharing of both foods and microorganisms formed an almost closed ecological system, so that vaccination and revaccination of Brown's family and his farm animals became a continuing on-going event.

Stories abound of isolated farm families who sustained great health until after a visit by a traveling stranger who was normally welcomed with open arms. Of course, an isolated Farmer Brown and family would not have had time to acquire immunity to the strange microorganisms brought into their ecological fold, and sometimes these tiny microbes devastated whole families, indeed, even whole communities, and sometimes tribes or nations.

Today we have predominately an urban environment. Rapid means of transportation, congested populations and a sparsity of loving, sharing farm animals that could process and reprocess our

disease-causing microorganisms daily have all conspired together to bring about a different world-wide ecology. This ecology consists of a multiplicity of microorganisms, humans, and animals, interacting, sharing one with the other, modifying, and sharing again.

A disease — Hong Kong flu, for example — appearing at one part of the globe can sweep toward any other part as fast as it takes airplanes to fly.

We're all of us on one huge ecological farm, called "Earth" without specific community center help from Lucy, Dobbie, or any other common farm animals, except in isolated farm communities. Our primary reliance seems to be on a deceptive, over-protective FDA and the veracity and assumed grace of giant pharmaceutical companies.



*Impro Products' Mary Collins (deceased) fought the U.S. Department of Agriculture. She demonstrated to the court's satisfaction that the U.S. Department of Agriculture had falsified experimental data, apparently to prevent Collins' patent on immune milk. Her patent became only the second in U.S. history to obtain an extension of time by act of Congress, due to governmental interference. Photo taken Waukon, Iowa 1998.*

## SUPPRESSION OF A VACCINE WITH BROAD SCOPE

Back in the 50's and 60's — stemming from University of Minnesota research — a general solution to all infections and allergies was discovered, implemented, and suppressed.

Suppressed by whom?

By the FDA, of course!

While succeeding admirably during these early days with FDA approved clinical studies on rheumatic disease, rheumatoid arthritis, multiple sclerosis, and allergies, the initial approval granted was suddenly revoked without a rational excuse.

But the FDA was not alone this time. When charged with repeating a study to substantiate a key patent claim related to "immune milk," members of the U.S. Department of Agriculture deliberately falsified experimental results, according to court records.<sup>34</sup>

To emphasize further: this general solution encompassed all known antigens, bacterial, viral, yeast/fungal, amoebic, mycoplasma, pollen, and simple protein.

In other words if you have a health condition that is based on any microorganism or allergen, and some chemical sensitivities, there is already known a simple, inexpensive process to solve the problem.